








<http://docs.google.com> ... a free, Web-based word processor, spreadsheet, and presentation application with valuable storage and sharing capabilities. (Google Docs accepts most popular file formats, including .doc, .xls, .ppt, .rtf, & .pdf)

 Document	✓ Store your documents, etc., online so you can access them anywhere that you have an internet connection.
 Presentation	✓ Upload existing documents (.doc, .rtf), presentations (.ppt), spreadsheets (.xls), or PDFs -- or create new items (including an online survey or form). New items can be created from scratch or by using templates.
 Spreadsheet	
 Form	✓ Share with others so they can View or even Edit your item in real time when they login to their own Google Docs account.
 Folder	
From template...	✓ Publish an item so anyone with the link to it can see it. Generate code to embed and display an item into a webpage or blog.

1. Login
2. **Create** new items.
3. **Upload** existing items from your desktop.
4. **Download** items stored in Google Docs to your desktop.
5. **Edit** anytime, from anywhere with an internet connection.
6. Select who can **access** your documents or folders.
7. **Share** changes in real time.
8. **Publish** your documents so anyone with the correct hyperlink can view them.

Tip: *Keep a copy of your Resume in Google Docs so you can always access it to print or update as necessary -- no matter where you are.*